

# Characteristics of New York City and Vicinity Physician Population by County<sup>©</sup> 2009



297 North Street  
Hyannis, MA 02601  
1-800-223-2233  
[www.foliomed.com](http://www.foliomed.com)

# CHARTS

- New York City and Vicinity - Physicians by County
- New York City and Vicinity - Physicians by County and Gender
- New York City and Vicinity - Primary Care Physicians by County
- New York City and Vicinity - Primary Care Physicians by County and Gender
- New York City and Vicinity - Population/Physician by County
- New York City and Vicinity - Population/Primary Care Physician by County
- New York City and Vicinity - Physicians in Group Practice by County
- New York City and Vicinity - Physicians in Hospital Practice by County
- New York City and Vicinity - Physicians in Solo Practice by County
- New York City and Vicinity - Primary Care Physicians in Group Practice by County
- New York City and Vicinity - Primary Care Physicians in Hospital Practice by County
- New York City and Vicinity - Primary Care Physicians in Solo Practice by County

## New York City and Vicinity- Physicians\* by County

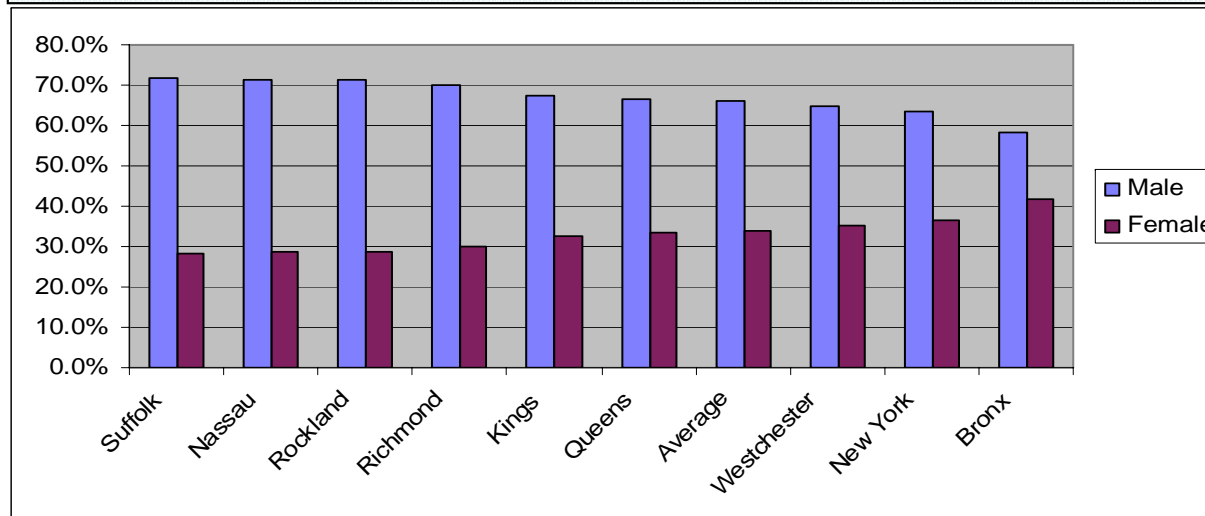
County	Total Physicians in County	%NYC & Vicinity	% State Total
Bronx	3429	8.2%	6.0%
Kings	5577	13.3%	9.7%
Nassau	5761	13.7%	10.0%
New York	13839	33.0%	24.1%
Queens	4009	9.6%	7.0%
Richmond	1101	2.6%	1.9%
Rockland	832	2.0%	1.5%
Suffolk	3628	8.6%	6.3%
Westchester	3773	9.0%	6.6%
<b>TOTAL</b>	<b>41949</b>	<b>100.0%</b>	<b>73.1%</b>

\* Active Practicing Physicians in Primary Practice Location

Source: Folio Physician Database

## New York City and Vicinity- Physicians\* by County and Gender

County	Male	Female	Total	% Male	%Female
Bronx	1991	1438	3429	58.1%	41.9%
Kings	3748	1829	5577	67.2%	32.8%
Nassau	4119	1642	5761	71.5%	28.5%
New York	8803	5036	13839	63.6%	36.4%
Queens	2667	1342	4009	66.5%	33.5%
Richmond	769	332	1101	69.8%	30.2%
Rockland	593	239	832	71.3%	28.7%
Suffolk	2609	1019	3628	71.9%	28.1%
Westchester	2449	1324	3773	64.9%	35.1%
<b>TOTAL</b>	<b>27748</b>	<b>14201</b>	<b>41949</b>	<b>66.1%</b>	<b>33.9%</b>

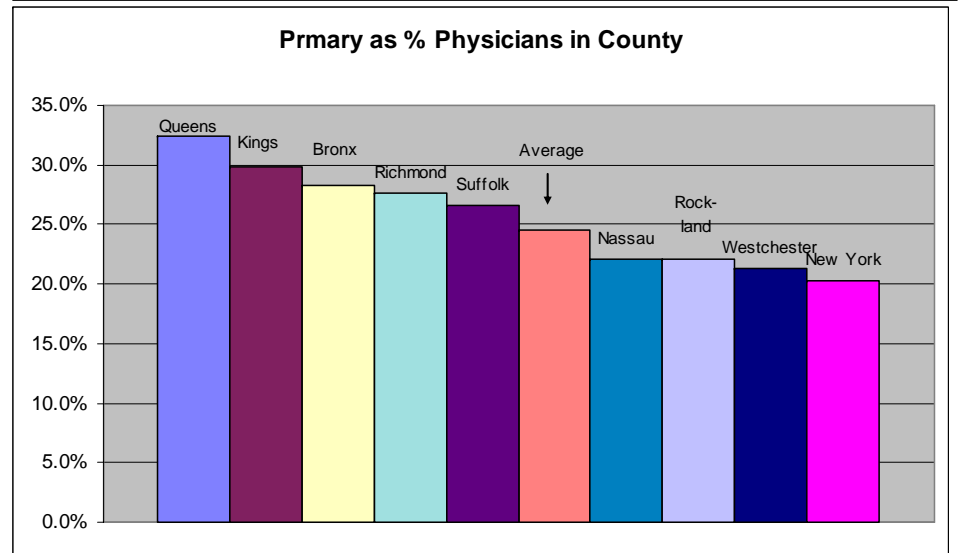
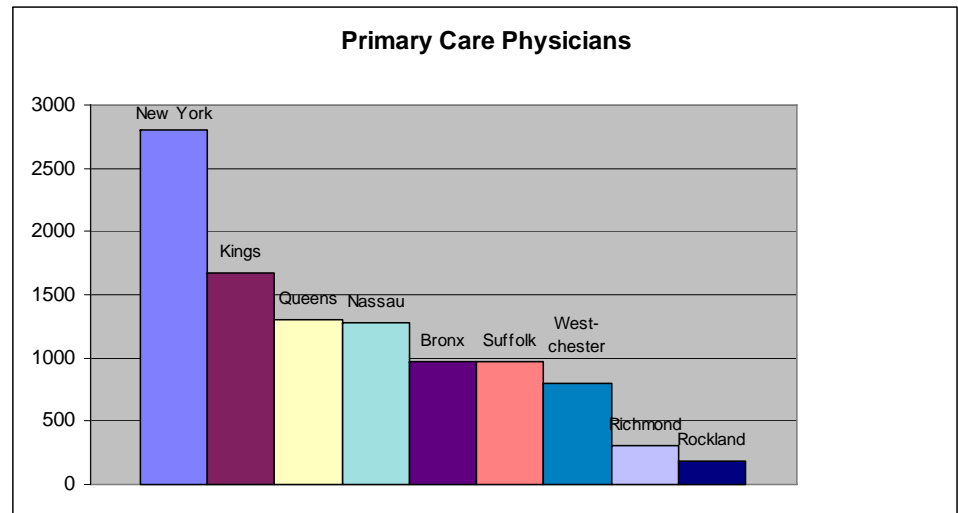


\* Active Practicing Physicians in Primary Practice Location

Source: Folio Physician Database

## New York City and Vicinity- Primary Care Physicians\* by County

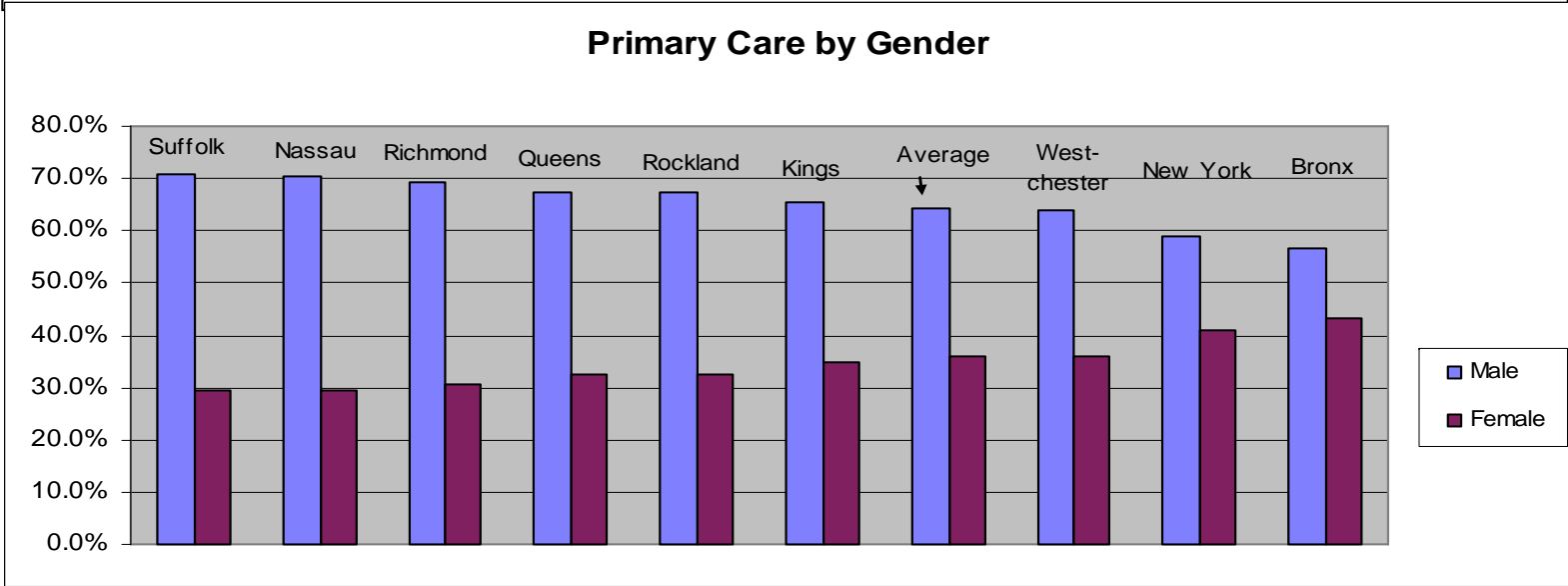
County	Primary Care	% Total Cnty
Bronx	969	28.3%
Kings	1667	29.9%
Nassau	1276	22.1%
New York	2805	20.3%
Queens	1301	32.5%
Richmond	305	27.7%
Rockland	184	22.1%
Suffolk	966	26.6%
Westchester	803	21.3%
<b>TOTAL</b>	<b>10276</b>	<b>24.5%</b>



\* Active Practicing Physicians in Primary Practice Location and Primary Specialty  
 Primary Care= Internal Medicine, Family Medicine and General Practice  
 Source: Folio Physician Database

## New York City and Vicinity- Primary Care Physicians\* by County and Gender

County	Male Primary	Female Primary	Total	% Male	% Female
Bronx	548	421	969	56.6%	43.4%
Kings	1088	579	1667	65.3%	34.7%
Nassau	901	375	1276	70.6%	29.4%
New York	1653	1152	2805	58.9%	41.1%
Queens	877	424	1301	67.4%	32.6%
Richmond	211	94	305	69.2%	30.8%
Rockland	124	60	184	67.4%	32.6%
Suffolk	683	283	966	70.7%	29.3%
Westchester	515	288	803	64.1%	35.9%
<b>TOTAL</b>	<b>6600</b>	<b>3676</b>	<b>10276</b>	<b>64.2%</b>	<b>35.8%</b>

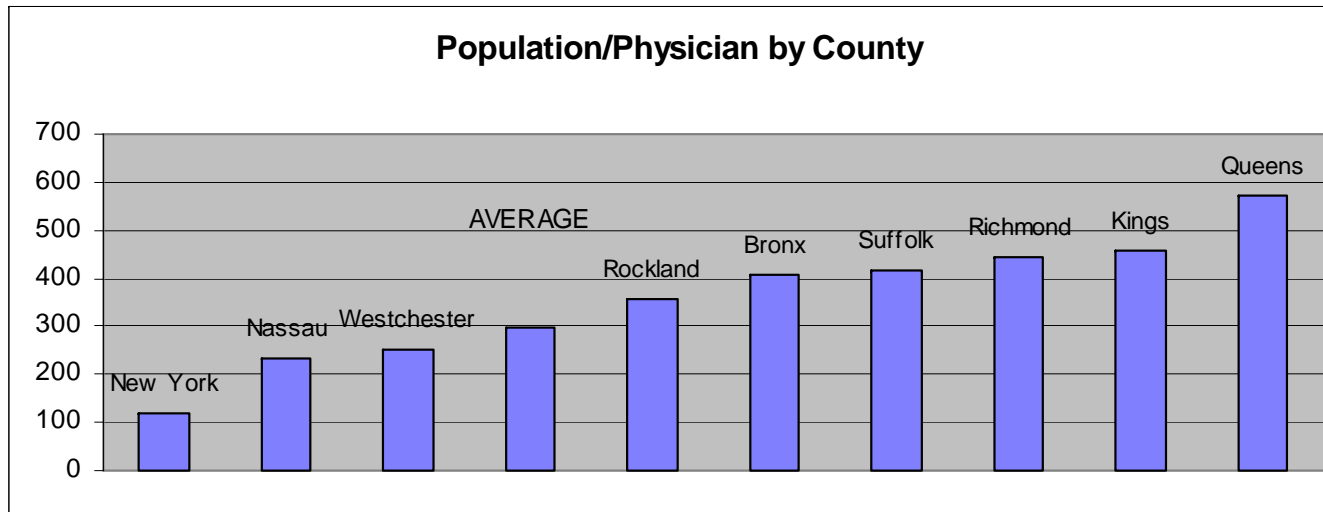


\* Active Practicing Physicians in Primary Practice Location and Primary Specialty  
 Primary Care= Internal Medicine, Family Medicine and General Practice  
 Source: Folio Physician Database



## New York City and Vicinity- Population per Physician\*

County	Population**	Physicians	Population/Physician
Bronx	1,391,903	3429	406
Kings	2,556,598	5577	458
Nassau	1,351,625	5761	235
New York	1,634,795	13839	118
Queens	2,293,007	4009	572
Richmond	487,407	1101	443
Rockland	298,545	832	359
Suffolk	1,512,224	3628	417
Westchester	953,943	3773	253
<b>TOTAL</b>	<b>12,480,047</b>	<b>41949</b>	<b>298</b>



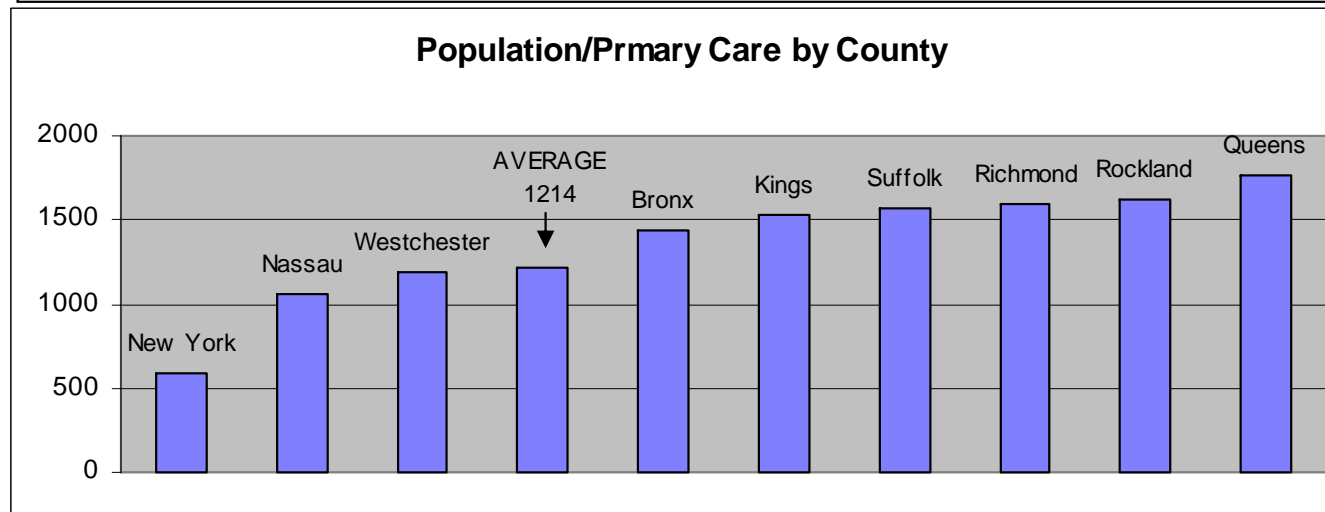
\* Active Practicing Physicians in Primary Practice Location

\*\* US Census 2008 Estimate

Source: Folio Physician Database

## New York City and Vicinity- Population per Primary Care Physician\*

County	Population**	Primary Physicians	Population/Prim Physician
Bronx	1,391,903	969	1436
Kings	2,556,598	1667	1534
Nassau	1,351,625	1276	1059
New York	1,634,795	2805	583
Queens	2,293,007	1301	1762
Richmond	487,407	305	1598
Rockland	298,545	184	1623
Suffolk	1,512,224	966	1565
Westchester	953,943	803	1188
<b>TOTAL</b>	<b>12,480,047</b>	<b>10276</b>	<b>1214</b>



\* Active Practicing Physicians in Primary Practice Location and Primary Specialty

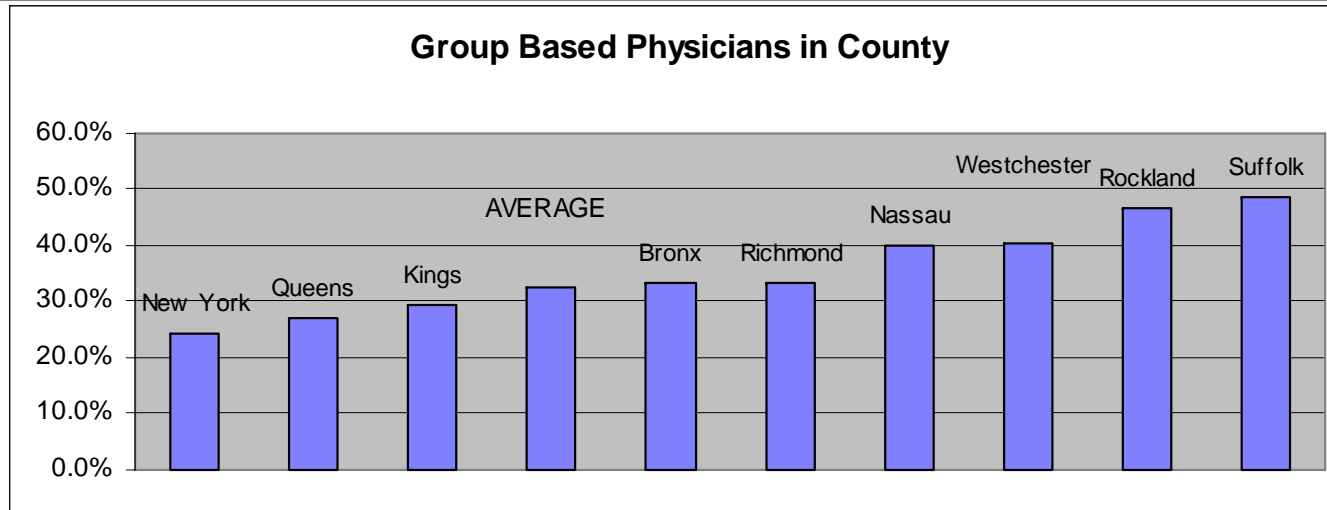
\*\* US Census 2008 Estimate

Primary Care= Internal Medicine, Family Medicine and General Practice

Source: Folio Physician Database

## New York City and Vicinity- Physicians in Group Practice\*

County	Physicians in Group	Physicians in Cnty	% Group
Bronx	1137	3429	33.2%
Kings	1638	5577	29.4%
Nassau	2313	5761	40.1%
New York	3376	13839	24.4%
Queens	1085	4009	27.1%
Richmond	369	1101	33.5%
Rockland	389	832	46.8%
Suffolk	1759	3628	48.5%
Westchester	1517	3773	40.2%
<b>TOTAL</b>	<b>13583</b>	<b>41949</b>	<b>32.4%</b>

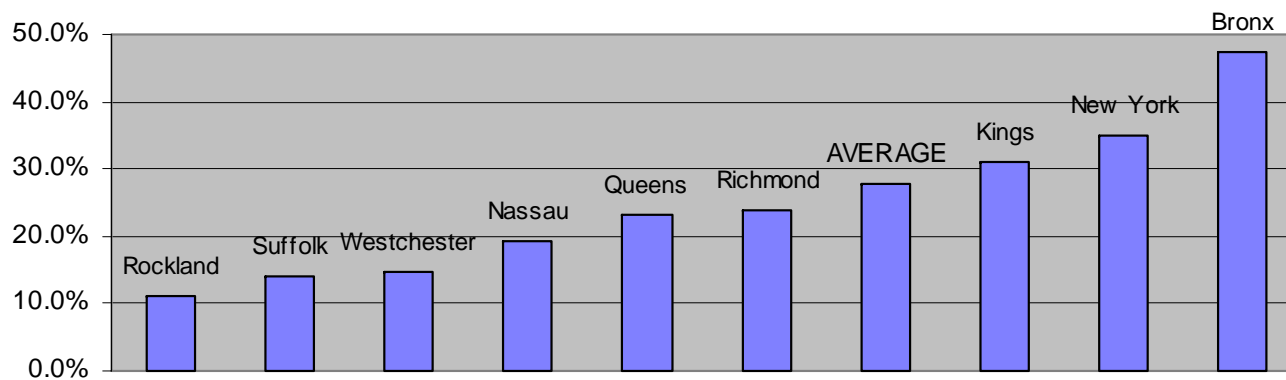


\* Active Practicing Physicians in Primary Practice Location  
 Source: Folio Physician Database

## New York City and Vicinity- Physicians in Hospital Practice\*

County	Physicians in Hosp	Physicians in Cnty	% Hospital
Bronx	1630	3429	47.5%
Kings	1733	5577	31.1%
Nassau	1115	5761	19.4%
New York	4837	13839	35.0%
Queens	929	4009	23.2%
Richmond	263	1101	23.9%
Rockland	93	832	11.2%
Suffolk	507	3628	14.0%
Westchester	559	3773	14.8%
<b>TOTAL</b>	<b>11666</b>	<b>41949</b>	<b>27.8%</b>

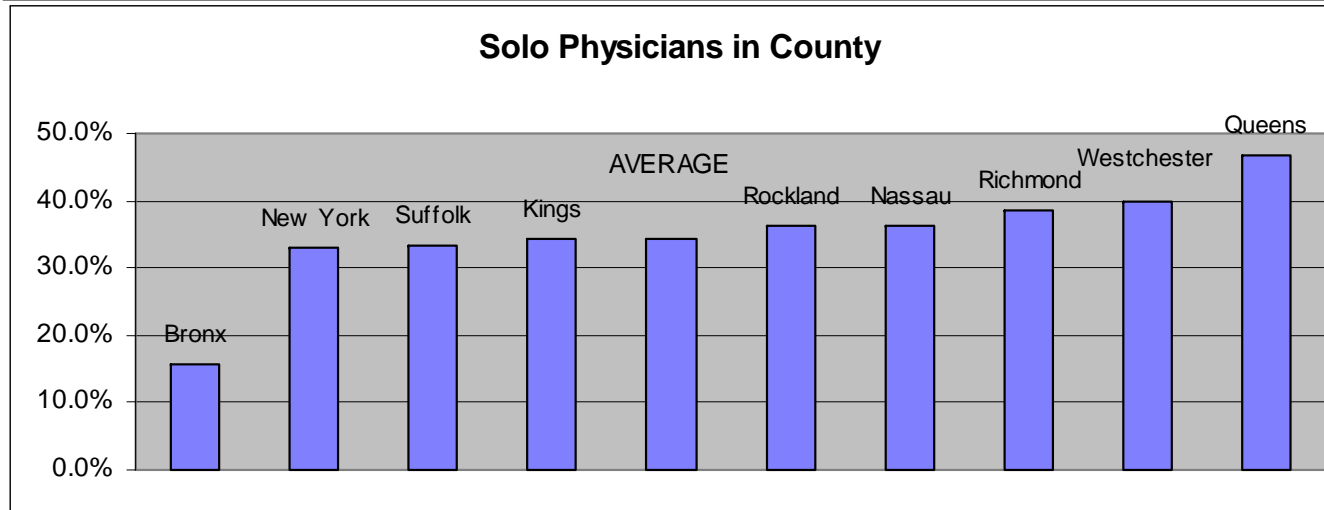
### Hospital Based Physicians in County



\* Active Practicing Physicians in Primary Practice Location  
 Source: Folio Physician Database

## New York City and Vicinity- Physicians in Solo Practice\*

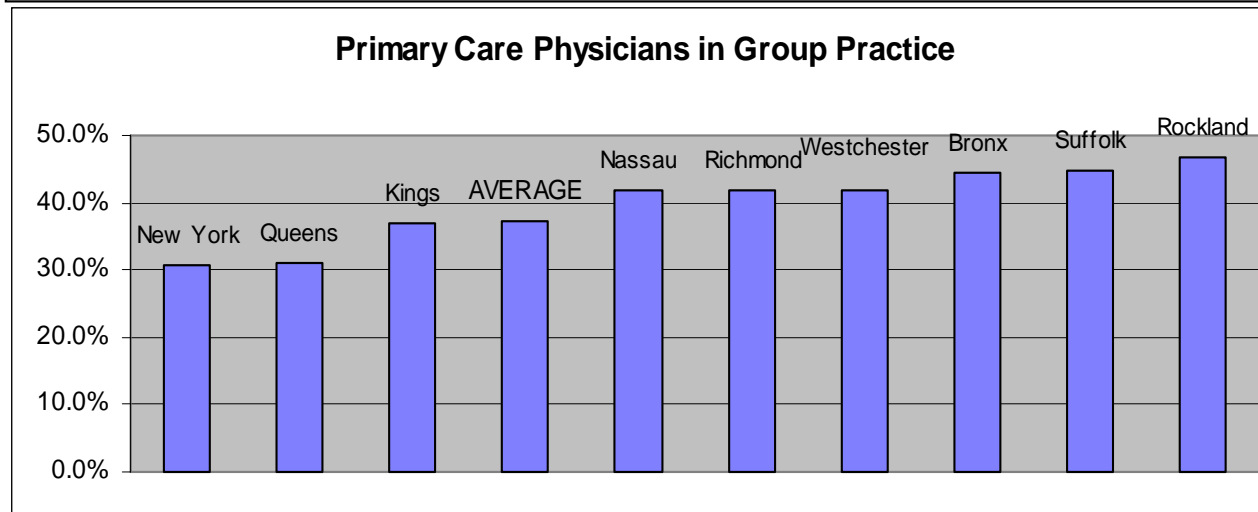
County	Solo Physicians	Physicians in Cnty	% Solo
Bronx	535	3429	15.6%
Kings	1912	5577	34.3%
Nassau	2097	5761	36.4%
New York	4585	13839	33.1%
Queens	1867	4009	46.6%
Richmond	426	1101	38.7%
Rockland	301	832	36.2%
Suffolk	1206	3628	33.2%
Westchester	1505	3773	39.9%
<b>TOTAL</b>	<b>14434</b>	<b>41949</b>	<b>34.4%</b>



\* Active Practicing Physicians in Primary Practice Location  
 Source: Folio Physician Database

## New York City and Vicinity- Primary Care Physicians in Group Practice\*

County	Group Primary Physicians	Prim Physicians in Cnty	% Group
Bronx	432	969	44.6%
Kings	613	1667	36.8%
Nassau	532	1276	41.7%
New York	866	2805	30.9%
Queens	406	1301	31.2%
Richmond	128	305	42.0%
Rockland	86	184	46.7%
Suffolk	431	966	44.6%
Westchester	337	803	42.0%
<b>TOTAL</b>	<b>3831</b>	<b>10276</b>	<b>37.3%</b>



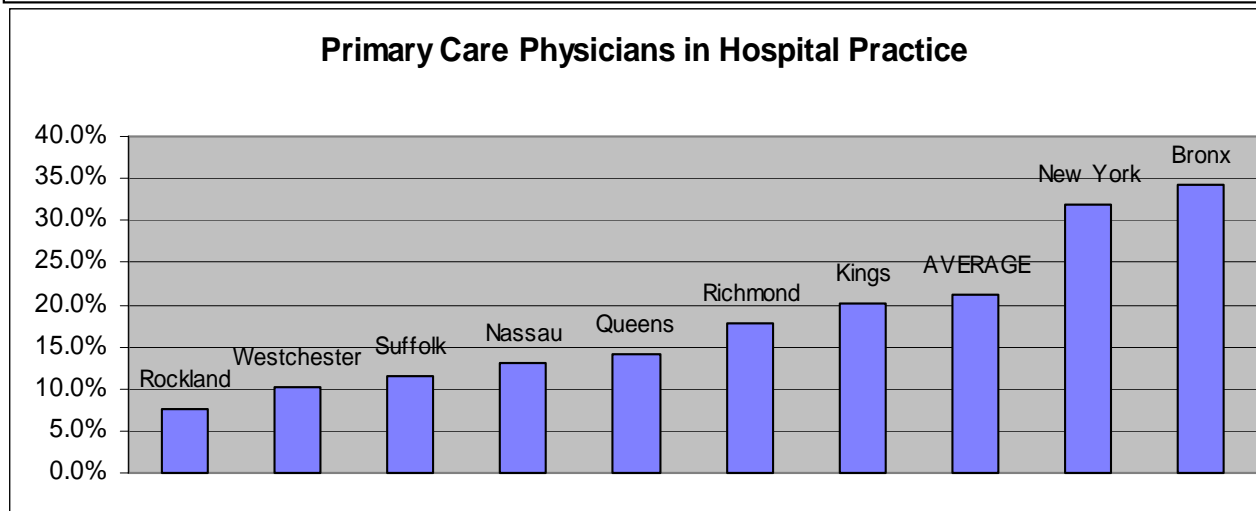
\* Active Practicing Physicians in Primary Practice Location and Primary Specialty

\*\* Primary Care= Internal Medicine, Family Medicine and General Practice

Source: Folio Physician Database

## New York City and Vicinity- Primary Care Physicians in Hospital Practice\*

County	Hosp Primary Physicians	Prim Physicians in Cnty	% Hosp
Bronx	331	969	34.2%
Kings	334	1667	20.0%
Nassau	168	1276	13.2%
New York	892	2805	31.8%
Queens	185	1301	14.2%
Richmond	54	305	17.7%
Rockland	14	184	7.6%
Suffolk	110	966	11.4%
Westchester	82	803	10.2%
<b>TOTAL</b>	<b>2170</b>	<b>10276</b>	<b>21.1%</b>



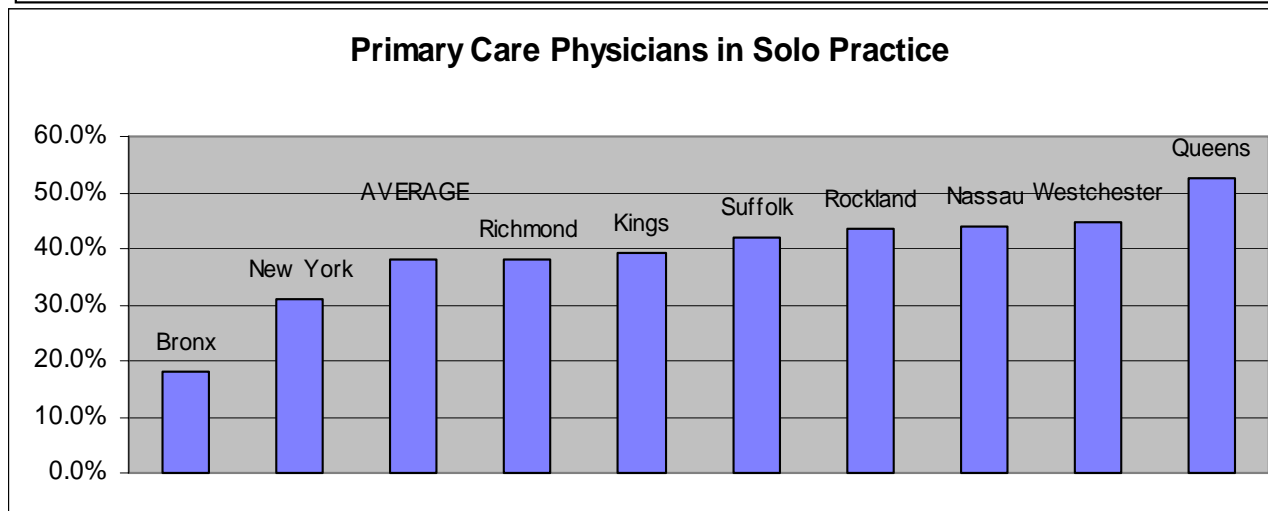
\* Active Practicing Physicians in Primary Practice Location and Primary Specialty

\*\* Primary Care= Internal Medicine, Family Medicine and General Practice

Source: Folio Physician Database

## New York City and Vicinity- Primary Care Physicians in Solo Practice\*

County	Solo Primary Physicians	Prim Physicians in Cnty	% Solo
Bronx	176	969	18.2%
Kings	655	1667	39.3%
Nassau	559	1276	43.8%
New York	871	2805	31.1%
Queens	684	1301	52.6%
Richmond	116	305	38.0%
Rockland	80	184	43.5%
Suffolk	406	966	42.0%
Westchester	360	803	44.8%
<b>TOTAL</b>	<b>3907</b>	<b>10276</b>	<b>38.0%</b>



\* Active Practicing Physicians in Primary Practice Location and Primary Specialty

\*\* Primary Care= Internal Medicine, Family Medicine and General Practice

Source: Folio Physician Database